

IW-30R



FEATURES

Accepts custom panels for an integrated look within cabinetry or stainless-steel accessory panels and handles to match other Sub-Zero, Wolf, and Cove products

Offers any-occasion-86-bottle capacity

Store reds and whites in separate temperature zones that keep wines at proper serving temperatures, within one degree of setpoint

Refrigerator drawers create an additional temperature zone

Maintains constant, moderate humidity with dual evaporators so corks do not dry out

Shields wine from aging with UV-resistant glass door

Select the wine you want without agitating others with textured roller-glide shelves that do not vibrate

Locks in cold air to ensure freshness with magnetic door seals

Locate your favorite bottles easily with LED lighting

Organize your collection with our inventory tile system

Connects to your home security system

ACCESSORIES

30" Bulk Storage Drawer

Cherrywood Humidor

Dessert Wine Rack

Door Lock Kit

Reduced Toekick Divider

Stainless Steel Side Panel

Stainless Steel Top Panel

Wine Inventory Tiles

Wine Inventory Tiles - Writable

Dual Installation Kits

Stainless steel pro handles

Stainless steel tubular handles

Stainless Steel Drawer Panels With Pro Handles

Stainless Steel Drawer Panels With Tubular Handles

Stainless Steel Door Panels With Pro Handle

Stainless Steel Door Panels With Tubular Handle

Solid Panel Ready Door

Stainless Steel Dual Installation Kickplates

Accessories are available through an authorized dealer.
For local dealer information, visit subzero-wolf.com/locator.



HANDLE ACCESSORIES

PRO



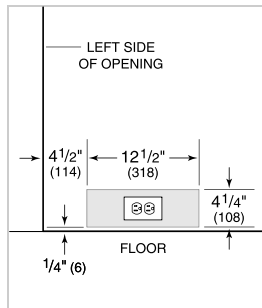
TUBULAR



PRODUCT SPECIFICATIONS

Model	IW-30R
Dimensions	30"W x 84"H x 24"D
Door Clearance	28 1/2"
Weight	490 lbs
Electrical Supply	115 VAC, 60 Hz
Electrical Service	15 amp dedicated circuit
Wine Storage Capacity	86 Bottles
Drawer Capacity	5.2 cu. ft.

ELECTRICAL



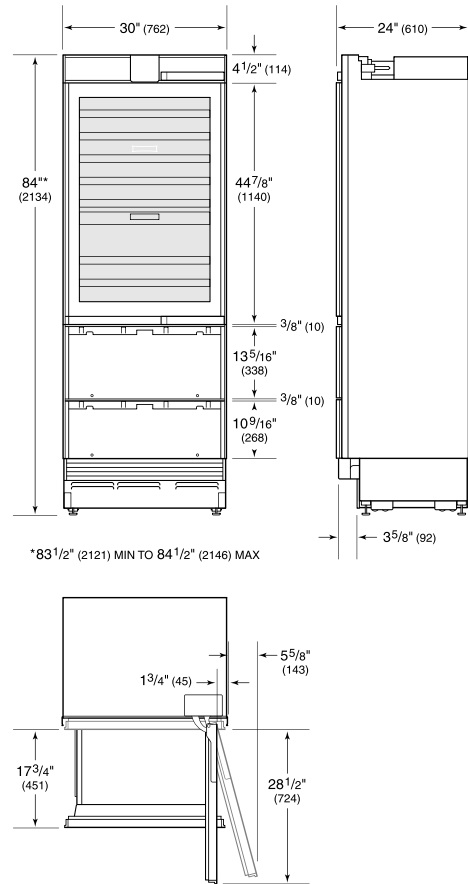
NOTE: Dimensions in parenthesis are in millimeters unless otherwise specified

INTERIOR VIEW

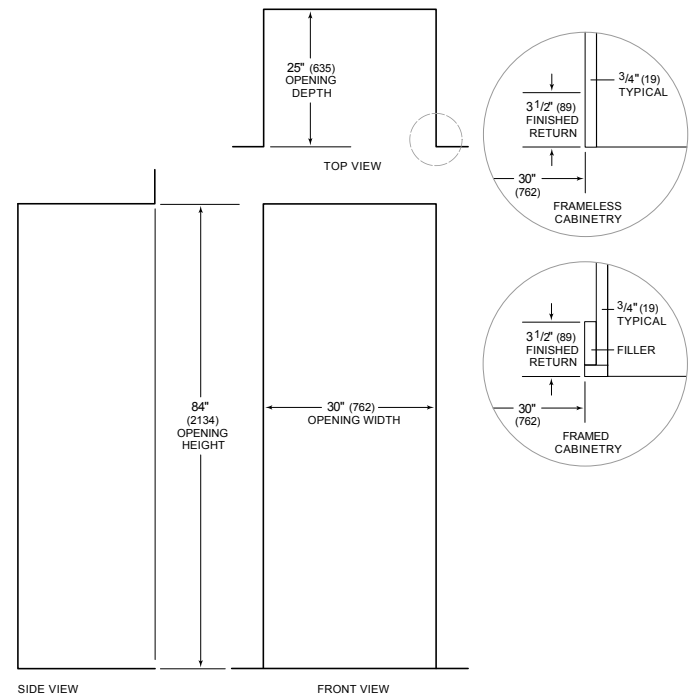


This illustration is intended for interior reference only and may not represent the exterior of the model being specified.

DIMENSIONS



STANDARD INSTALLATION



NOTE: 3 1/2" (89) finished returns will be visible and should be finished to match cabinetry